

# Monthly Crime Report September 2025



Coeur d'Alene Police Department

**Submitted by: Crime Analysis**

**3818 Schreiber Way, Coeur d'Alene, ID 83815**

**October 8, 2025**

# September Crime Report 2025

**PURPOSE:** The purpose of this report is to provide an analysis of Coeur d'Alene crime for the month of September for calendar month and year to date.

- **Compstat Report for calendar month and year to date**
- **Arrest statistics for calendar month**
- **Calls for Service / Officer Activity for calendar month**
- **Compstat Monthly Map for calendar month**
- **Month-to-Month Comparison Field Interviews**

**DATA SOURCE:** The information used for this analysis was Summit / Spillman data compiled using CrimeView Mapping / Analysis and Crystal Report / Excel Statistical Charts.

**ADDITIONAL INFORMATION:** [Cityprotect.com](https://cityprotect.com) is updated daily with calls/crimes occurring in Coeur d'Alene. The website also allows you to sign up for alerts for crimes occurring in your area, provide tips, and has an interactive map to assist in exploring geographically.

The statistics provided in this report are preliminary counts of the original police incident reports and may vary from the final UCR (Uniform Crime Reporting) statistics published by the FBI.



# CompStat: Part 1 Crimes

Part 1 Crimes - Monthly Analysis						
Offense	Normal Range for September	September 2025	August 2025	Percent Change	Amount Change	Normal Range for October
Aggravated Assault	6-8	3	4	-25%	-1	5-9
Homicide	0-0	1	0	N/C	1	0-0
Rape	2-5	3	4	-25%	-1	2-4
Robbery - Commercial	0-0	0	0	N/C	0	0-1
Robbery - Person	0-2	0	0	N/C	0	0-1
Person Crime Totals		7	8	-13%	-1	
Arson	0-2	0	1	-100%	-1	0-1
Auto Burglary	3-27	6	6	0%	0	4-26
Burglary - Non Residential	0-2	0	0	N/C	0	0-3
Burglary - Residential	2-8	2	4	-50%	-2	2-5
Theft	29-38	23	26	-12%	-3	29-47
Vehicle Theft	0-4	4	2	100%	2	0-5
Property Crime Total		35	39	-10%	-4	
Grand Total		42	47	-11%	-5	
These statistics are preliminary counts of the original police incident reports and may vary from the final UCR (Uniform Crime Reporting) statistics published by the FBI.						

**Aggravated Assaults (3):** Suspects in all incidents have been identified. Case closures: 3 – Arrests.

**Homicide (1):** 77 year old victim attacked in her residence, active investigation.

**Rape (3):** Three active investigations, suspect known in each case.

**Auto Burglary (6):** See maps for details/locations.

**Burglary – Residential (2):** Intoxicated male attempted entry into residence, arrested; Group of juveniles attempted gain entry and vandalized an apartment, four juvenile petitions completed.

**Theft (23):** 3 of the 20 incidents were shoplifting. The remaining cases involved thefts from buildings that were open to the public or where the suspects had legal access. Case Closures: 4 – Arrests/Citations / 19 – Reports taken.

**Vehicle Theft (4):** 700 block of N. Government Way – 2009 Ford Edge, recovered in the Riverstone area; 900 block of N. 5<sup>th</sup> Street - 1989 Yamaha XT350 motorcycle; 2700 block of N. 4<sup>th</sup> St.- 1997 Ford Ranger, attempted theft. Suspect identified.; 3200 block of N. 17<sup>th</sup> St. – 2005 Suzuki scooter.



# CompStat: Part 1 & 2 Crimes YTD

## Coeur d'Alene Police: Part 1 Crimes

OFFENSE	Jan - Sept 2025	Jan - Sept 2024	% Chg
Aggravated Assault	48	52	-8%
Arson	2	3	-33%
Auto Burglary	43	85	-49%
Burglary - Non Resid	8	12	-33%
Burglary - Resid	19	31	-39%
Rape	27	29	-7%
Homicide	1	0	N/C
Robbery - Commercial	0	1	-100%
Robbery - Person	3	4	-25%
Theft	187	271	-31%
Vehicle Theft	17	18	-6%
<b>Part 1 Crimes Total</b>	<b>355</b>	<b>506</b>	<b>-29.84%</b>

### Part 1 Crimes YTD Comparison

2023 to 2025 – 35.92% Reduction	2018 to 2025 – 62.51% Reduction
2022 to 2025 – 39.00% Reduction	2017 to 2025 – 66.60% Reduction
2021 to 2025 – 41.03% Reduction	2016 to 2025 – 72.35% Reduction
2020 to 2025 – 51.50% Reduction	2015 to 2025 – 72.54% Reduction
2019 to 2025 – 44.01% Reduction	2014 to 2025 – 77.70% Reduction

## Coeur d'Alene Police: Calls for Service

Patrol	Jan - Sept 2025	Jan - Sept 2024	% Chg
Officer Initiated	15,633	12,481	25.25%
Citizen Initiated	28,684	26,607	7.81%
<b>Total</b>	<b>44,317</b>	<b>39,088</b>	<b>13.38%</b>

Officer Initiated Activity: Traffic stops, directed patrols, business checks, ped/bike checks & suspicious

Code Enforcement	Jan - Sept 2025	Jan - Sept 2024	% Chg
Self Initiated	1,150	1,157	-0.61%
Citizen Initiated	420	481	-12.68%
<b>Total</b>	<b>1,570</b>	<b>1,638</b>	<b>-4.15%</b>

## Coeur d'Alene Police: Part 2 Crimes

OFFENSE	Jan - Sept 2025	Jan - Sept 2024	% Chg
Alcohol Offense	222	267	-17%
Assault	421	370	14%
Child Abuse	54	66	-18%
Communications Off.	3	9	-67%
Conspiracy	3	7	-57%
CPOR/NCOV Violations	86	76	13%
Custodial Interference	20	25	-20%
Disturbing the Peace	76	87	-13%
Drugs	652	749	-13%
DUI	196	187	5%
Embezzlement	3	6	-50%
False Info to LE	24	16	50%
Fraud/Forgery	45	91	-51%
Harassment	47	49	-4%
Intimidation	50	50	0%
Juvenile Problem	101	86	17%
Kidnapping	8	7	14%
Mail Tampering	0	4	-100%
Neglect (Elderly)	2	2	0%
Obstructing	93	87	7%
Pornography	22	19	16%
Recovered Stolen Prop.	10	15	-33%
Sex Offender Violation	17	49	-65%
Sex Offense	58	56	4%
Trespassing	45	63	-29%
Vandalism	147	208	-29%
Weapon Offense	30	39	-23%
Other	32	33	-3%
<b>Part 2 Crimes Total</b>	<b>2467</b>	<b>2723</b>	<b>-9.40%</b>

## Coeur d'Alene Police: Warrant Arrests

	Jan - Sept 2025	Jan - Sept 2024	% Chg
<b>Warrant Arrests</b>	<b>347</b>	<b>392</b>	<b>-11.48%</b>



# Calls for Service / Officer Activity

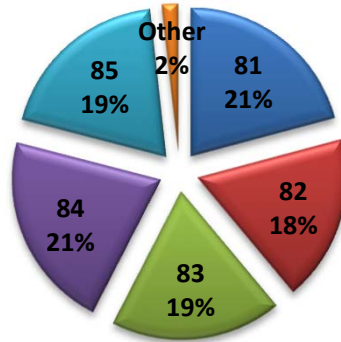
## September 2025

### Calls for Service by District

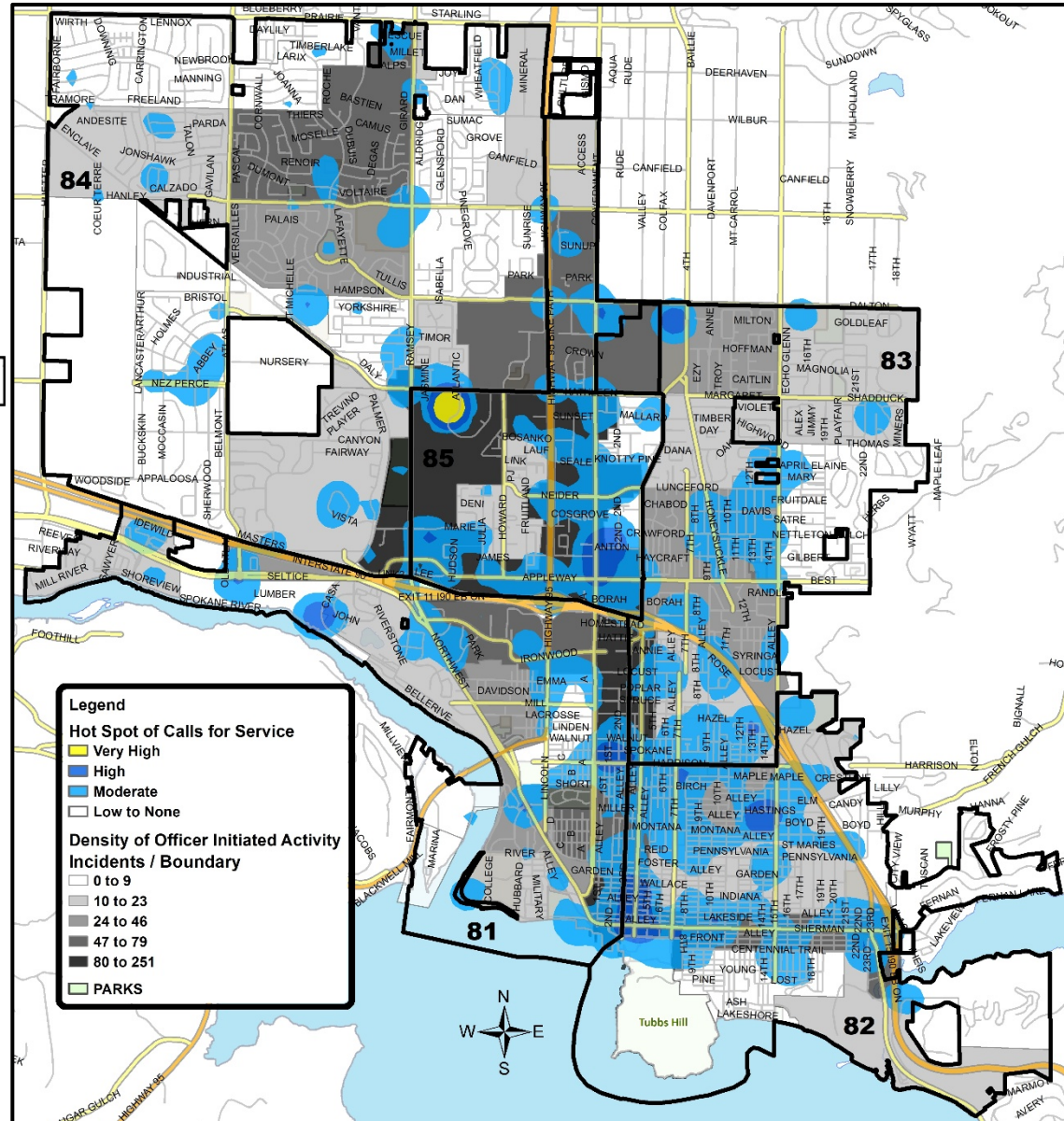
(Officer Initiated Activity Not Included)

District	Count
81	678
82	589
83	606
84	699
85	625
Other	57
Total	3254

### Calls for service by District



### Calls for Service Hot Spots & Officer Initiated Activity by Neighborhood



### Officer Initiated Activity

#### Suspicious & Ped/Bike Checks by District

District	Count
81	54
82	80
83	31
84	13
85	58
Other	3
Total	239

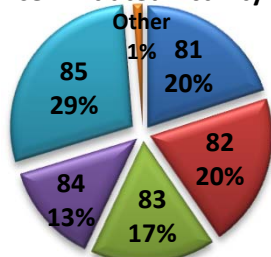
#### Directed Patrol by District

District	Count
81	11
82	35
83	16
84	46
85	9
Other	3
Total	120

#### Traffic Stops by District

District	Count
81	280
82	236
83	239
84	170
85	422
Other	16
Total	1363

### Officer Initiated Activity by



\*Not included in chart:  
Business Checks – 3  
Community Engagement - 20  
Code Violations - 170

# Coeur d'Alene Police Part One Crimes: September 1 - 30, 2025



## Auto Burglaries

9/3 1200-1600 hrs  
3276 W. Prairie Ave.: Wallet  
 taken, vehicle unsecured.

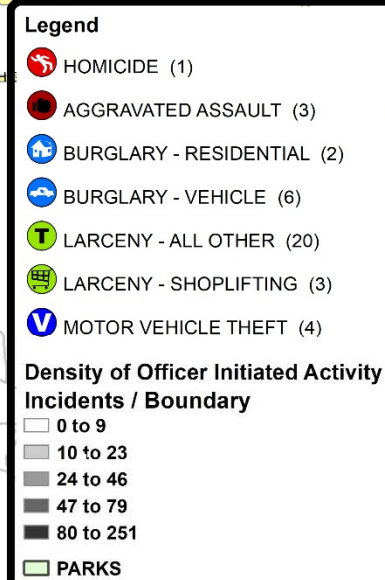
9/4 - 9/11  
4444 W. Greenchain Loop:  
 Trailer hitch taken off of vehicle.

9/17 1600-1630 hrs  
501 N. Government Way: Dogs  
 taken from vehicle.

9/26-9/29  
5147 N. Atlas Rd.: Tools taken  
 from bed of truck.

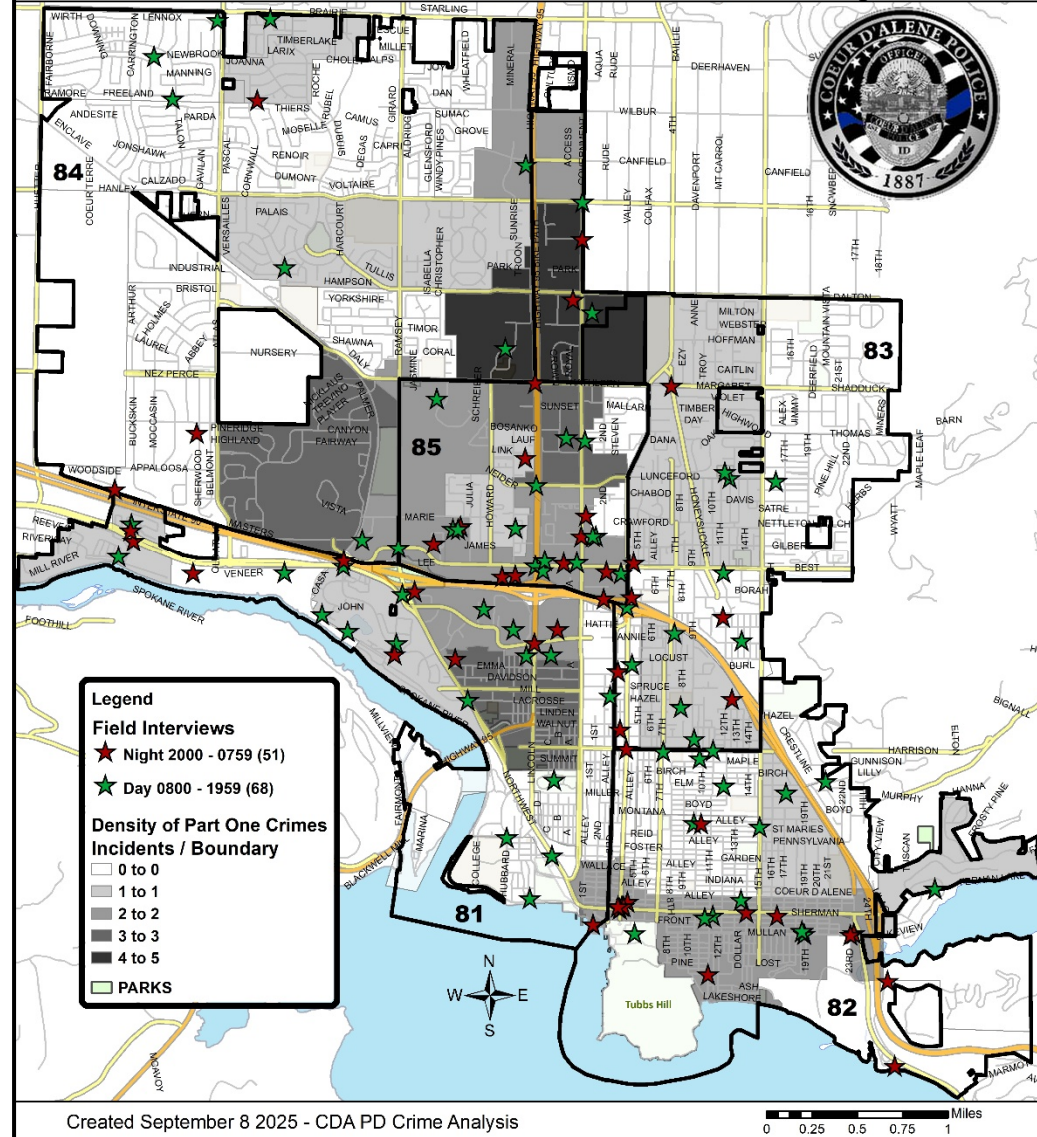
9/28-9/29  
3285 N. Fruitland Ln.: Wheel  
 and tires removed from vehicle.

9/28-9/29  
3727 W. Industrial Loop: Gas  
 siphoned from company  
 vehicles.



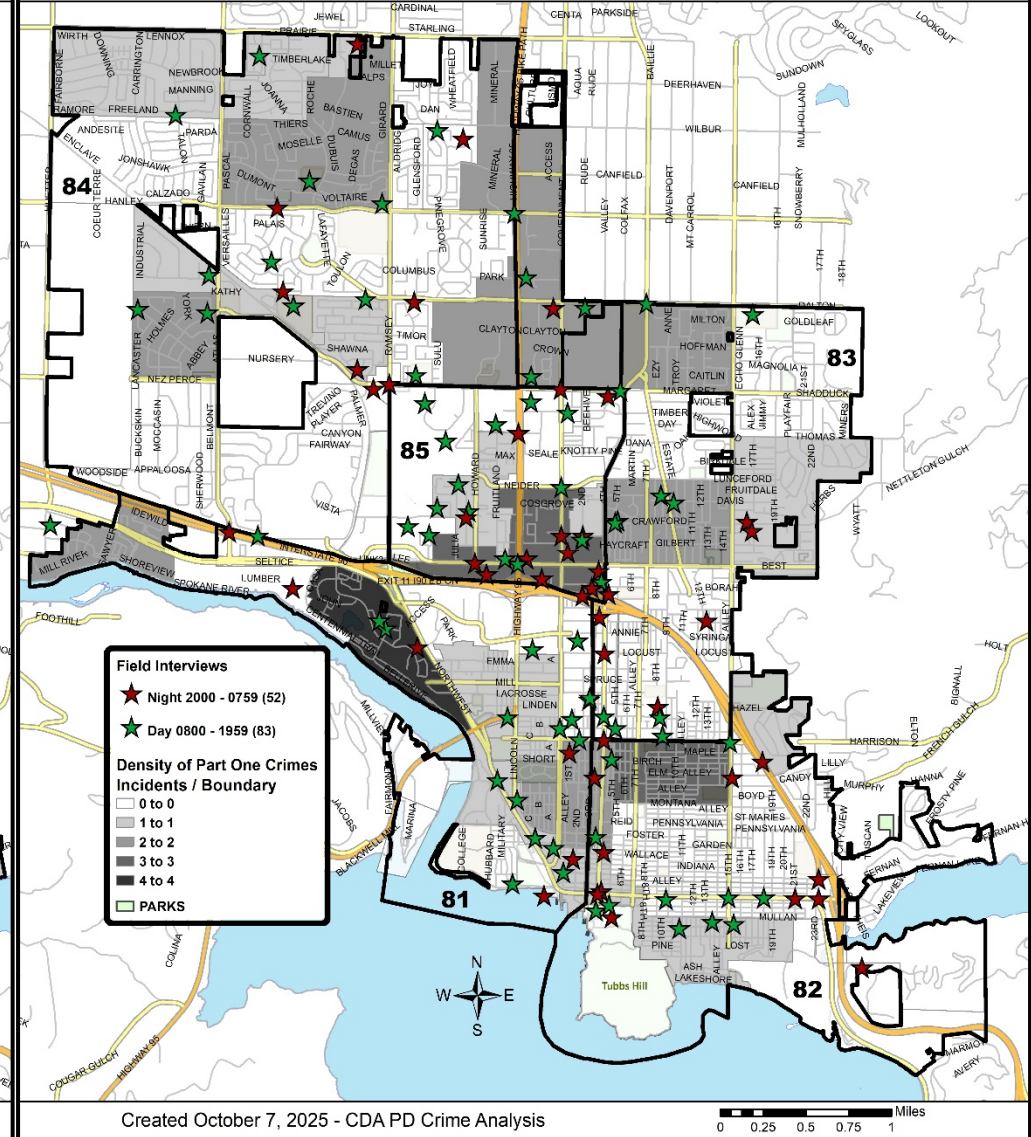
# CDA PD Monthly Comparison of Field Interviews with Density of Part One Crimes

**CDA PD Field Interviews & Part One Crimes: August 2025**



**119 Field Interviews**

**CDA PD Field Interviews & Part One Crimes: September 2025**



**135 Field Interviews**

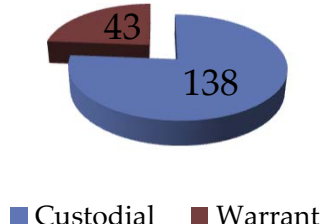


# Arrest Statistics for September 2025

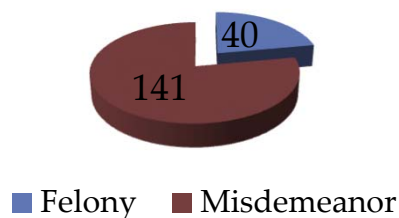
During the month of September there were 102 offenders booked by the Coeur d'Alene Police Department with a total of 181 charges.  
August statistics: 113 offenders and 199 charges.

New Arrests	138
Drug Possession, Under Influence or Frequenting (Misd.)	48
Drug Possession, Manufacture or Delivery (Felony)	19
DUI (Misd.)	17
Assault / Battery	9
Arrests & Seizures-Resisting or Obstructing Officers	6
Open Container - Alcohol	4
Domestic Assault / Battery	3
Pedestrian-Under the Influence of Alcohol or Drugs	3
Petit Theft	2
Trespassing / Unlawful Entry	2
Probation / Parole Violation	2
False Imprisonment	2
No Contact Order Violation	2
Drug Trafficking	1
Aggravated Assault / Battery	1
Injury to Child	1
Driving Without Privileges	1
Resisting / Obstructing	1
Attempted Strangulation	1
Battery on a Health Care Worker	1
Criminal Trespass	1
Disorderly Conduct	1
Drivers License- Fail to Carry on Person	1
Drivers License Revoked/Susp/Disqualify	1
Driving Under the Influence-(Third or Subsequent Offense)	1
Driving Under the Influence-Commercial Vehicle with a BAC of 0.08 or Higher	1
Driving-Operating Vehicle Without Owner's Consent/+\$1,000.00 Damage	1
Evidence-Destruction, Alteration or Concealment	1
Grand theft by Unauth/Control	1
Property-Malicious Injury to Property	1
Reckless Driving	1
Urination or Defecation in Public	1

CDA PD Arrests  
Custodial vs. Warrant



CDA PD Arrests  
Felony vs. Misdemeanor



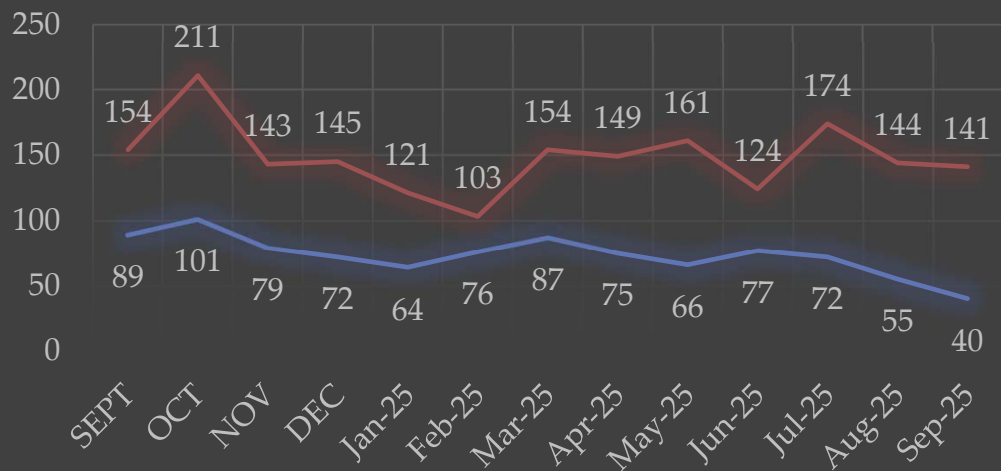
Warrant Arrests	43
Probation / Parole Violation	11
Drug Possession, Under Influence or Frequenting (Misd.)	9
Fugitive from Justice	4
Warrant of Detention	3
Drug Possession, Manufacture or Delivery (Felony)	2
DUI (Misd.)	2
Reckless Driving	2
Open Container - Alcohol	1
Domestic Assault / Battery	1
Assault / Battery	1
Petit Theft	1
Stalking	1
Accident-Fail to Notify	1
Arrests & Seizures-Resisting or Obstructing Officers	1
Indecent Exposure	1
Telephone-False Report to '911'	1
Trespass - Fail to Depart	1



# Arrest Statistics – Previous 12 Months

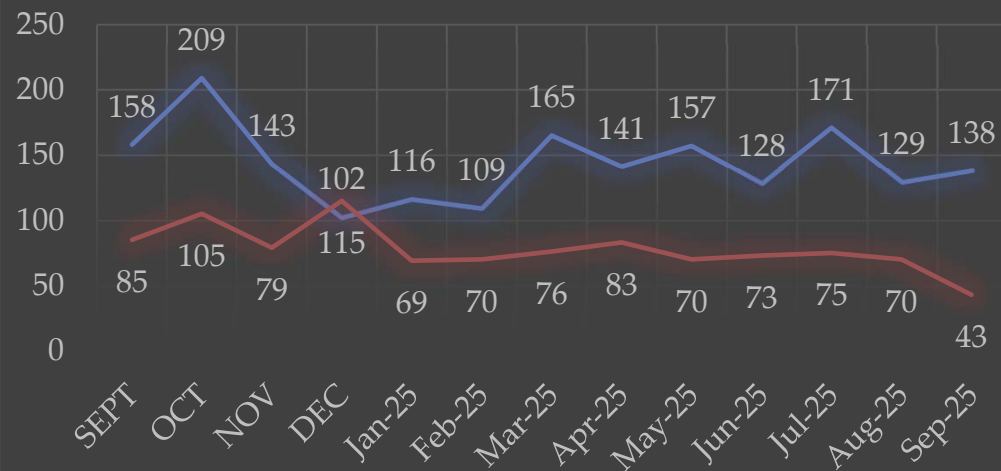
## Felony vs. Misdemeanor Charges

— Felony — Misd.



## Custodial vs. Warrant

— Custodial — Warrant



## Total Charges / Offenders Arrested

— Charges — Offenders

